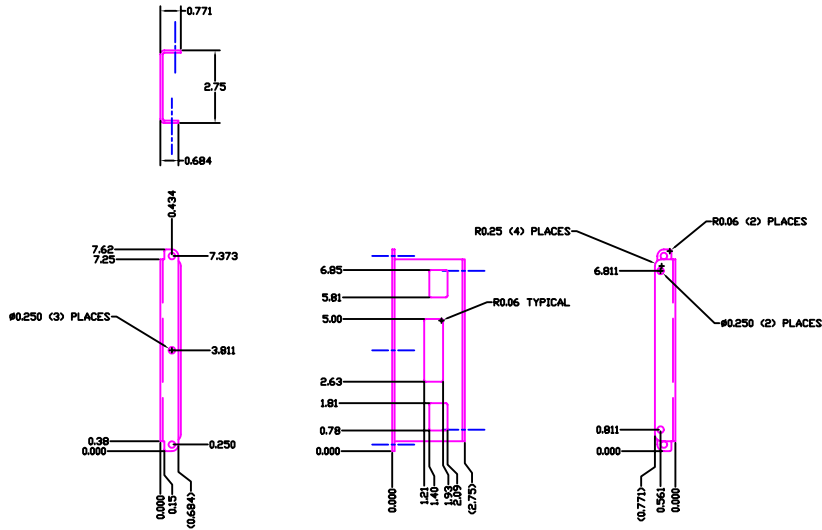


REVISIONS		
REV	DESCRIPTION	DATE
-	ORIGINAL RELEASE	9/4/08



UNLESS OTHERWISE SPECIFIED DIMENSIONS ARE IN INCHES			
1/4"	JX	.0001	
± 1/16"	± .005	± .0005	
± .000	JXX	ANGLE	
± .000	± .010	± 1/2"	

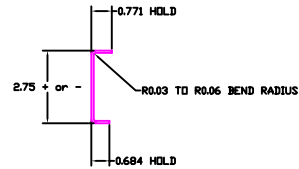
DRW	CHK	DATE
DRW	SWB	9/4/08

COMMENTS	
2 REQUIRED PER UNIT	

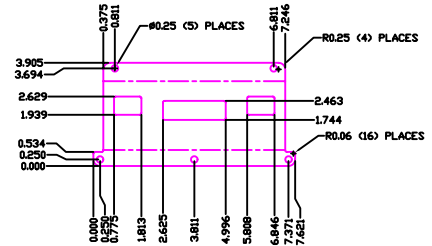
PART NAME / DESCRIPTION		REL
SHLD-1	FWTD	SHEET 1 OF 2

REVISIONS		
REV	DESCRIPTION	DATE
-	SEE SHEET 1	9/4/08

## FORMING OVERALLS



## FLAT PATTERN



UNLESS OTHERWISE SPECIFIED DIMENSIONS ARE IN INCHES			
1/4"	JX	.0001	
± 1/16"	± .005	± .0005	
± .000	JXX	ANGLE	
± .000	± .010	± 1/2"	

DRW	CHK	DATE
DRW	SWB	9/4/08

COMMENTS	
.04" MIN BEND RADIUS	

PART NAME / DESCRIPTION		REL
SHLD-1	FWTD	SHEET 2 OF 2